


# 900mm T8 / T10 Tube Replacements

BL-T8CW900F (Cool White)

BL-T8WW900F (Warm White)

**BRITE LED TECH PRODUCT**

5 Year Warranty



**Main Beam at 180 Degree**

240v AC 180 SMD led tube replacement for conventional flurescent tubes, this tube will straight replace to conventional tube though will need electrician to remove original starter and bypass as per image below, this tube is made to offer the same lumens as the conventional tubes though do not get confused with the lumens ratings of conventional tubes for example if a standard 900mm tube is rated at 1200lm half of the lumens are aimed to ceiling and being wasted with only 3/4 of tubes lumens being fully used and upper half only half lumens used meaning to get the same amount of lumens from a led replacement you only need  $\frac{3}{4}$  of the original fluoro lumens rated for eg:

## Example only as all Fluro tubes are rated different by manufacturers

Original 900mm fluoro tube = 1200lm total

600lm seen from floor that you see when looking at tube

600lm shining upto ceiling though only 300lm seen from floor after reflection

= useable light from conventional fluoro 1200lm tube = just 900lm

This 900mm 180 smd led tube will offer 990lm of useable light as all light shines at 140 degree

This example shows if you are chasing lumens to compare only sometimes you are looking at the calculations incorrect so always ensure you calculate for the correct lumens you really need.

supplied with a 5yr warranty. available in cool white 6000-7000k or warm white 3000-4000k.

Cool white Offers 990LM and Warm white offers 900lm

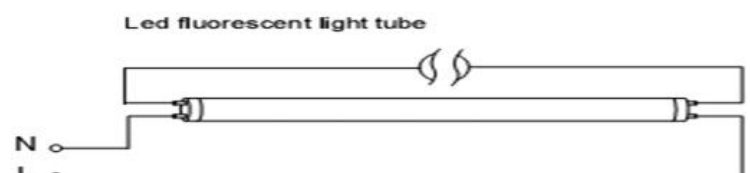
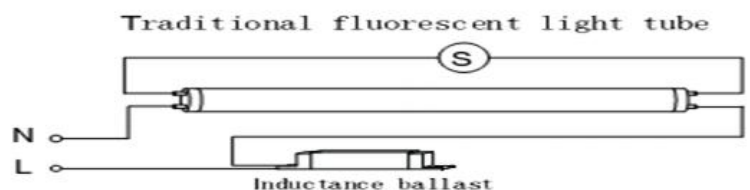
1 Lamp kit/box

Power consumption is a low 12w

Easy to Installation by qualified electrician

Can be used for Many Applications such as:

- Home and office
- Restaurants
- Showrooms
- Advertisement lighting



For example only as all are supplied with frosted lenses so leds are not visible